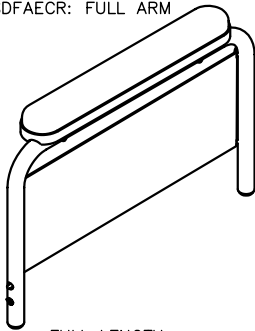


200 X 50 CASTOR ASSEMBLY:
INCLUDES WHEEL, FORK AND AXLE


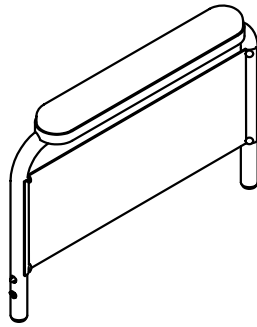
Z13410-25

RHS ARMRESTS:
STDSDFAECR: FULL ARM

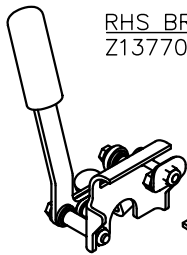


FULL LENGTH
ARMS SHOWN

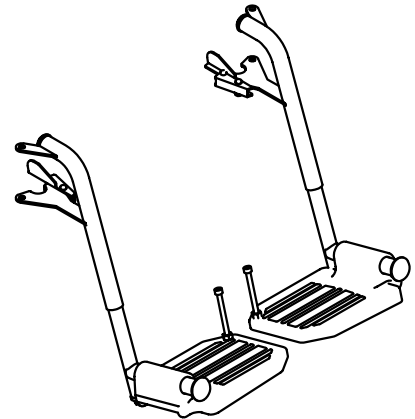
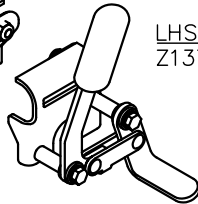
LHS ARMRESTS:
STDSDFAECL: FULL ARM



RHS BRAKE UNIT
Z13770-25




LHS BRAKE:
Z13720-25



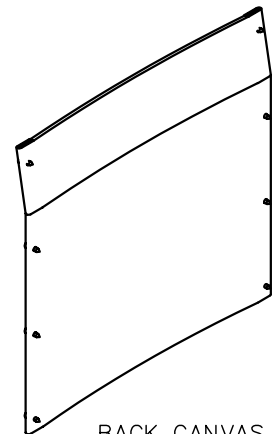
LEG RESTS: (PAIR)
STDSF-TF (FOR 20 - 24" CHAIRS)

ELEVATING LEG RESTS:
(PAIR)
STD-ELR (FOR 20 - 24" CHAIRS)

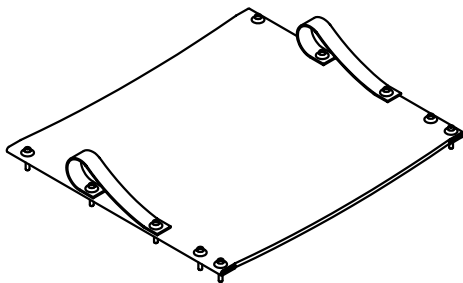


24" MAG WHEEL
ASSEMBLY
INCLUDES WHEEL, HANDRIM
AND SOLID TYRE

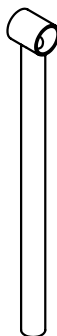
Z13450-25MG: FOR 20" - 24" CHAIRS



BACK CANVAS
ASSEMBLY:
Z13270-25: 20" WIDTH
Z13272-25: 22" WIDTH
Z13274-25: 24" WIDTH



SEAT CANVAS
ASSEMBLY:
Z13220-25: 20" WIDTH
Z13222-25: 22" WIDTH
Z13224-25: 24" WIDTH



Z13022-25:
INNER DOWN TUBE

Parts not shown

Z13455-25: REAR WHEEL HUB CAP

Z13427-25: CASTOR HOUSING CAP

NOTE: PARTS SHOWN FOR IDENTIFICATION PURPOSES ONLY - ACTUAL PART MAY DIFFER FROM THAT SHOWN
ONLY COMMONLY USED PARTS SHOWN. CONTACT DRIVE MEDICAL FOR OTHER PARTS.

drive
MEDICAL DESIGN & MANUFACTURING

Ainley's Industrial Estate, Elland HX5 9JP
T: +44 (0) 1422 314488
E: enquiries@drivemedical.co.uk
W: www.drivemedical.co.uk/technical

TITLE:

SENTRA EC 20" - 24"
PARTS CATALOGUE

DATE: 09/11/09

SHEET No: 1 of 1

DRAWN: PMK

CHECKED:

REVISION No: -

SCALE: NTS

DWG No: SENTRA